

RoHS Compliant

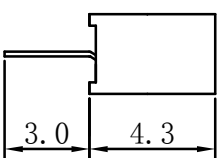
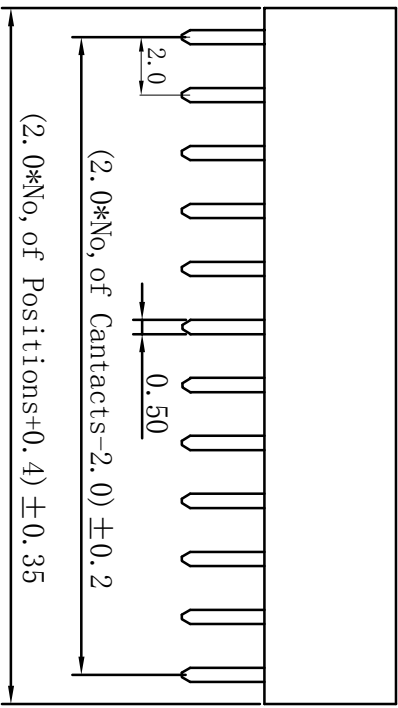
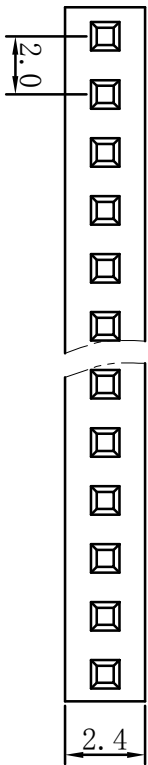
Customer Drawing

<http://www.goxconn.com>

修改记录 (REVISION RECORD)

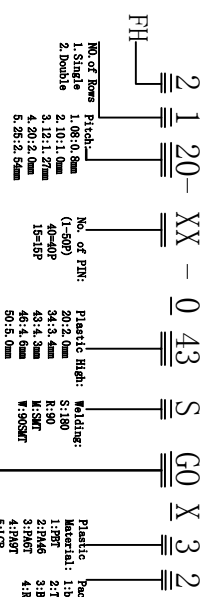
修改说明 (DESCRIPTION)

设计 (DESIGN)

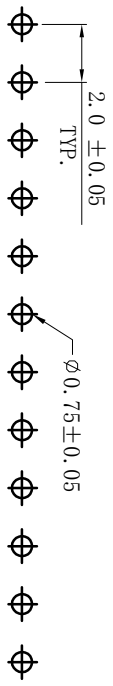


Specifications:
 Current Rating: 1.5 Amp
 Contact resistance: 20MΩ Max
 Insulator resistance: 1000MΩ Min.
 Withstanding Voltage: 500V AC
 Operating Temperature Range: -40° ~ +105° C
 Material And Finish
 Insulator: Polyester, (PA6T UL94V-0)
 Insulator Color: Black
 Contact: Brass
 Contact Plated: See Contact Plated Tab.

Ordering information



Code	Material	Plating	Material	Plating
00	Lead Free	100%	100%	100%
01	Lead Free	100%	100%	100%
02	Lead Free	100%	100%	100%
03	Lead Free	100%	100%	100%
04	Lead Free	100%	100%	100%
05	Lead Free	100%	100%	100%
06	Lead Free	100%	100%	100%
07	Lead Free	100%	100%	100%



PCB LAYOUT



品名 (TITLE): FH2.0*4.3 1*NP 180° 系列图

A4

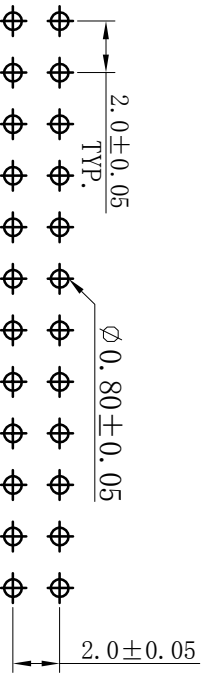
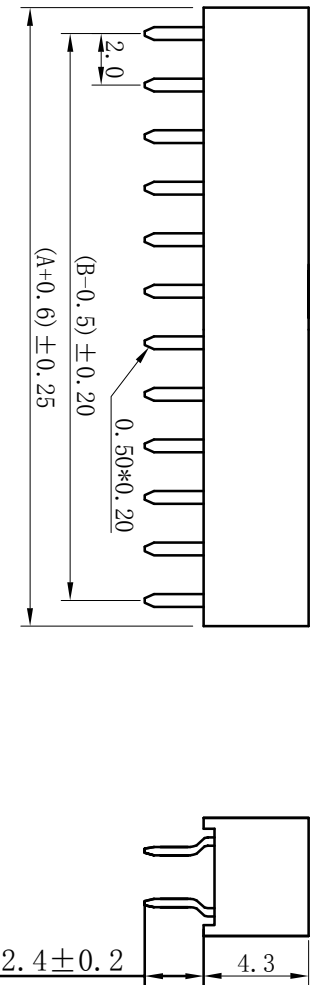
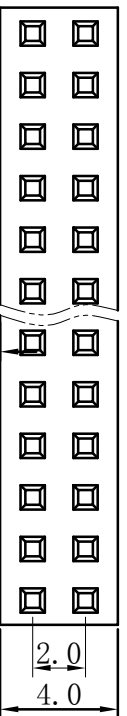
未注公差 UNLESS OTHERWISE SPECIFIED TOLERANCE		线性 (LINER)		角度 (ANGLES)		第三级角投影 THIRD ANGLE PROJECTION	
x	± --	x	± --	x	± --		
.x	± 0.20	.x	± --				
.xx	± 0.15	.xx	± --				
.xxx	± 0.10	.xxx	± --				
绘图 (DRAWING)	审核 (CHECK)	日期 (DATE)	批准 (APPROVED)	料号 (PART NO.):	图号 (DWG NO.):	单位 (UNIT):	页次 (SHEET):
				2120-XX04S3G0X-32		MM	10F1

RoHS Compliant

Customer Drawing

<http://www.goxconn.com>

修改记录 (REVISION RECORD)		修改说明 (DESCRIPTION)
序号 (NO.)	版本 (REV.)	日期 (DATE)
		设计 (DESIGN)

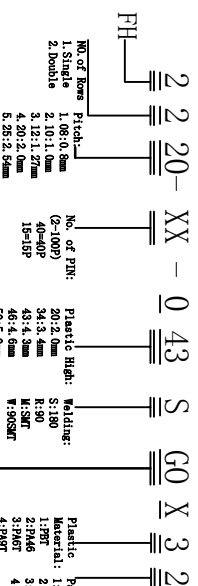


PCB LAYOUT

Specifications:

- Current Rating: 1.5 Amp
- Contact resistance: 20MΩ Max
- Insulator resistance: 1000MΩ Min.
- Withstanding Voltage: 500V AC
- Operating Temperature Range: -40° ~ +105° C
- Material And Finish
- Insulator: Polyester, (PA6T UL94V-0)
- Insulator Color: Black
- Contact: Brass
- Contact Plated: See Contact Plated Tab.

Ordering information



Order Part	Order Part	Order Part	Order Part	Order Part
00 Bond 200" 11	01 Bond 100" 11	02 Bond 200" 12	03 Bond 100" 12	04 Bond 200" 13
05 Bond 100" 13	06 Bond 200" 14	07 Bond 100" 14	08 Bond 200" 15	09 Bond 100" 15
10 Bond 200" 16	11 Bond 100" 16	12 Bond 200" 17	13 Bond 100" 17	14 Bond 200" 18
15 Bond 100" 18	16 Bond 200" 19	17 Bond 100" 19	18 Bond 200" 20	19 Bond 100" 20

线性 (LINER)		角度 (ANGLES)		品名 (TITLE):	
X ± --		X' ± ± ±		FH2.0*4.3 2*NP 180° 系列图	
.X ± 0.20		.X' ± ± ±		A4	
.XX ± 0.15		.XX' ± ± ±		料号 (PART NO.):	
.XXX ± 0.10		.XXX' ± ± ±		22220-XX04SSG0X-32	
第三视角投影 THIRD ANGLE PROJECTION		核准 (APPROVED)		图号 (DWG NO.):	
日期 (DATE)		日期 (DATE)		1:1	
日期 (DATE)		比例 (SCALE)		1:1	
日期 (DATE)		版本 (REV.)		A0	
日期 (DATE)		页码 (SHEET)		10F1	

GOXCONN®