

Specifications:  
 Current Rating: 1.0 Amp  
 Contact resistance: 20MΩ Max  
 Insulator resistance: 1000MΩ Min.  
 Withstanding Voltage: 500V AC  
 Operating Temperature Range: -40° ~ +105° C  
 Material And Finish  
 Insulator: Polyester, (PA6T UL94V-0)  
 Insulator Color: Black  
 Contact: Brass  
 Contact Plated: See Contact Plated Tab.

Ordering information



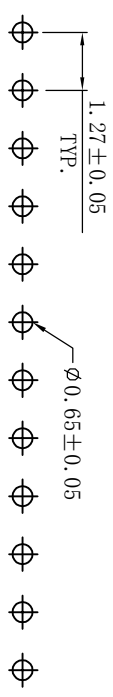
- NO. of Rows Pitch:-  
 1. Single 1.068 0.8mm  
 2. Double 2.10 1.27mm  
 3. 12:1.27mm  
 4. 20:2.0mm  
 5. 25:2.54mm

- No. of PADS (1-500)  
 40=40P  
 15=15P  
 60: 6mm  
 90: 9mm  
 95: 9.5mm  
 95: 8.5mm

- Plastic Height:  
 20: 2.0mm  
 34: 3.4mm  
 43: 4.3mm  
 50: 5.0mm  
 60: 6.0mm  
 65: 6.5mm  
 85: 8.5mm

- Plastic Parting:  
 Material: 1:ibag  
 2:FR9  
 3:250K  
 3:PM6T  
 4:PM6T  
 5:12P

Code	Material	Parting	Finish	Temp
G0	load 100"	1F	load 100"	Th. 100"
G1	load 10"	1F	load 10"	Th. 100"
G2	load 20"	2	load 20"	Th. 150"
G3	load 30"	3	load 30"	Th. 100"
G4	load 50"	4	load 50"	Th. 100"
G5	load 100"	5	load 100"	Th. 100"
G7	load 200"	7	load 200"	Th. 100"



PCB LAYOUT

未注公差  
 UNLESS OTHERWISE  
 SPECIFIED TOLERANCE

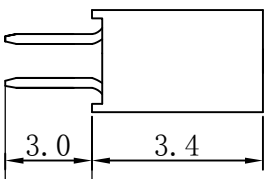
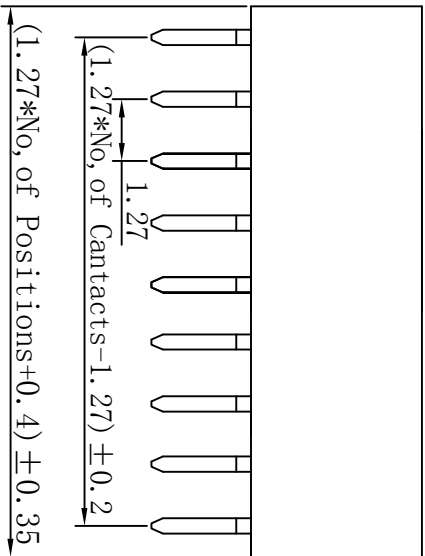
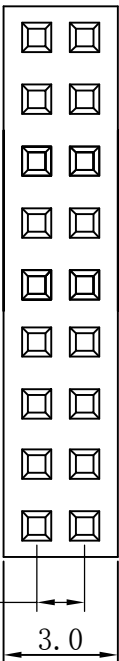
线性 (LINER)  
 X ± --  
 .X ± 0.20  
 .XX ± 0.15  
 .XXX ± 0.10

角度 (ANGLES)  
 X' ± ±  
 .X' ± ±  
 .XX' ± ±  
 .XXX' ± ±

第三视角投影 THIRD ANGLE PROJECTION	审核 (CHECK)	日期 (DATE)	品名 (TITLE): FH1.27*4.3 1*NP 180° 系列图	料号 (PART NO.): 2112-XX04S5G0X-32	图号 (DWG NO.):	单位 (UNIT): MM	页次 (SHEET): 10F-1
	核准 (APPROVED)						

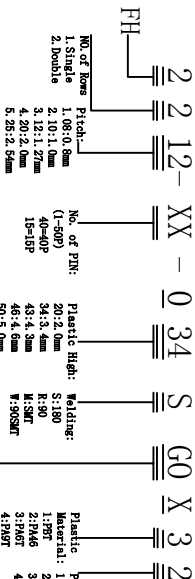


A4

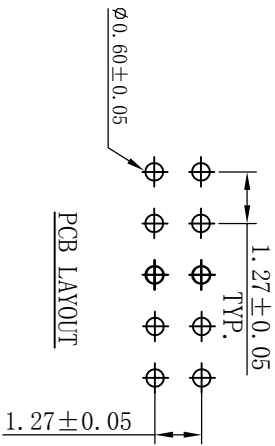


Specifications:  
 Current Rating: 1.0 Amp  
 Contact resistance: 20MΩ Max  
 Insulator resistance: 1000MΩ Min.  
 Withstanding Voltage: 500V AC  
 Operating Temperature Range: -40° ~ +105° C  
 Material And Finish  
 Insulator: Polyester, (PA6T UL94V-0)  
 Insulator Color: Black  
 Contact: Brass  
 Contact Plated: See Contact Plated Tab.

Ordering information



Code	Material	Code	Material	Code	Material
G0	load 100"	F1	load 100"	10	100"
G1	load 10"	F2	load 10"	11	100"
G2	load 20"	F3	load 20"	12	200"
G3	load 30"	F4	load 30"	13	150"
G4	load 40"	F5	load 40"	14	100"
G5	load 50"	F6	load 50"	15	100"
G6	load 100"	F7	load 100"	16	100"
G7	load 200"	F8	load 200"	17	100"



品名 (TITLE): FH1.27\*3.4 2\*NP 180° 系列图

A4

未注公差 UNLESS OTHERWISE SPECIFIED TOLERANCE		线性 (LINER)		角度 (ANGLES)		第三视角投影 THIRD ANGLE PROJECTION	
x	± --	x'	± 1'				
.x	± 0.20	.x'	± --	审核 (CHECK)	日期 (DATE)	核准 (APPROVED)	日期 (DATE)
.xx	± 0.15	.xx'	± --	绘图 (DRAWING)	日期 (DATE)	审核 (CHECK)	日期 (DATE)
.xxx	± 0.10	.xxx'	± --	料号 (PART NO.):	图号 (DWG NO.):	审核 (CHECK)	日期 (DATE)
				Call Wang	2212-XX034SG0X-32	·Study Wang	
				单位 (UNIT)	1:1	版次 (REV)	AO
				页数 (SHEET)	10F-1		